


Inch Measurement



HS Engineering/Industrial Technology Department
Lesson 1-April 6, 2020

Learning Target:

Students will learn to measure to $1/16$ and $1/32$.

Learning Practice:

See attached learning practice RuleMeasuring16.32.pdf
Attached at the end

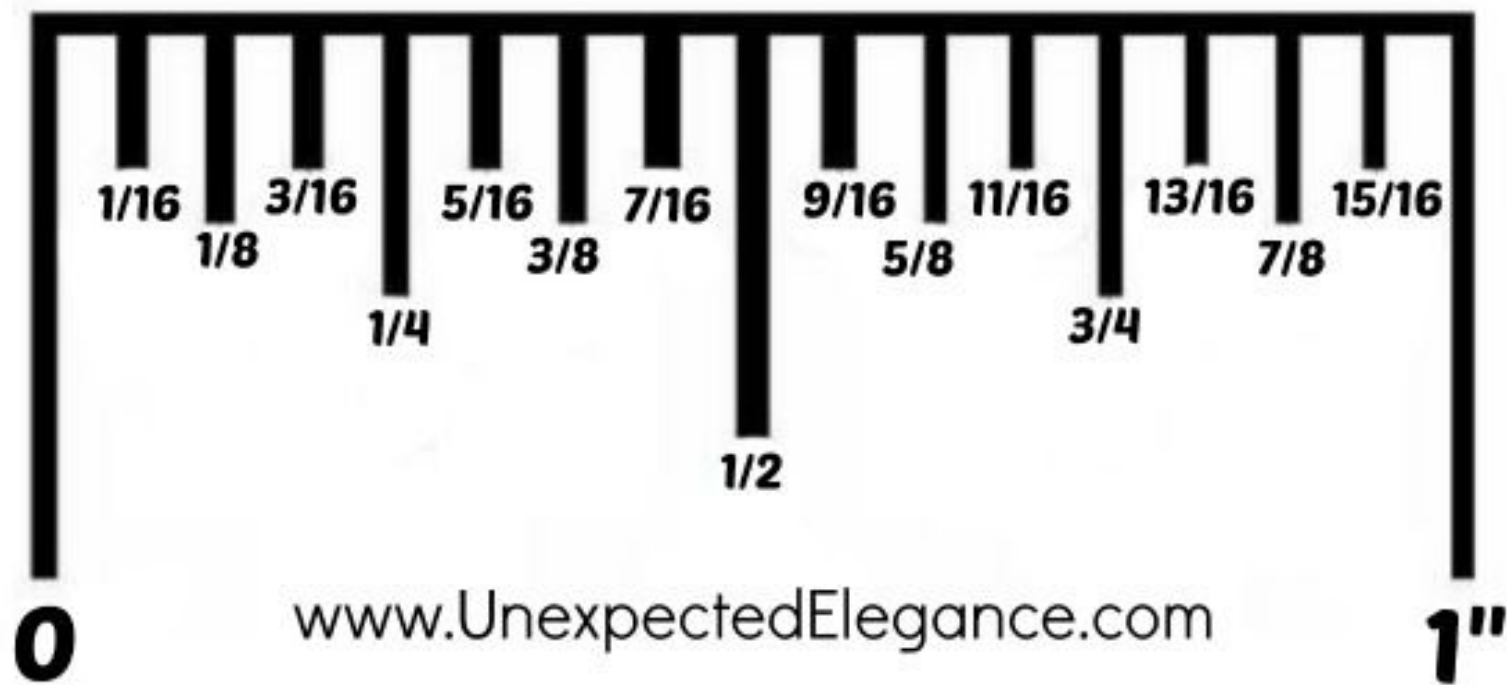


Bellwork:

On the next slide copy the super inch onto your own paper or print the slide. Then write in all of the $\frac{1}{32}$ of an inch marks and label the measurements.

Learning Resources:

See attached learning resource Super Inch on the next page





Learning Resource Links:

Students will learn to measure to $1/16$ and $1/32$.

Measuring to $1/16$ inch:

Basic Measuring to $1/8$ inch:

Very Basic Measuring to $1/4$ inch:

Advanced Measuring to $1/32$ inch:



Learning Practice:

Complete the practice learning activity attached
RuleMeasuring16.32.pdf

You can check your work using apps such as these

[Android](#)

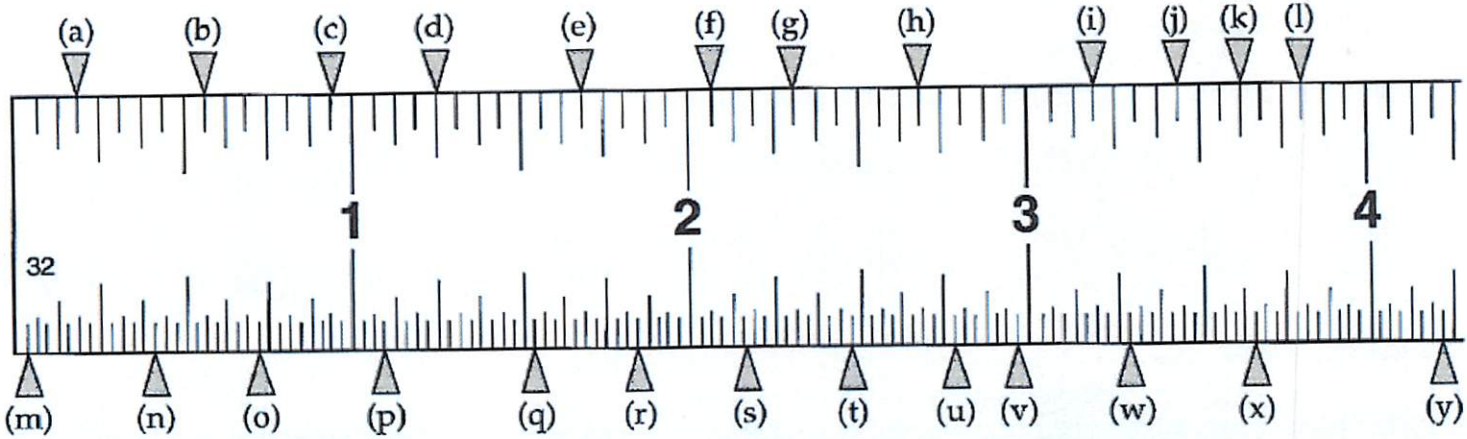
[IOS](#)

*This is not an endorsement of any app or service,
but there are many resources available that could
be beneficial to learning this content.*

Rule Measurement

Name _____

Fill in the correct measurement for each letter.



(a) _____
 (b) _____
 (c) _____
 (d) _____
 (e) _____
 (f) _____
 (g) _____

(h) _____
 (i) _____
 (j) _____
 (k) _____
 (l) _____
 (m) _____
 (n) _____

(o) _____
 (p) _____
 (q) _____
 (r) _____
 (s) _____
 (t) _____
 (u) _____

(v) _____
 (w) _____
 (x) _____
 (y) _____